

# Gulf Research Reports

---

Volume 9 | Issue 4

---

January 1997

## Early Growth in Weight of Kemp's Ridley Sea Turtles (*Lepidochelys kempii*) in Captivity

Charles W. Caillouet Jr.

*National Marine Fisheries Service, Galveston*

Clark T. Fontaine

*National Marine Fisheries Service, Galveston*

Theodore D. Williams

*National Marine Fisheries Service, Galveston*

Sharon A. Manzella-Tirpak

*U.S. Army Corps of Engineers*

DOI: 10.18785/grr.0904.03

Follow this and additional works at: <http://aquila.usm.edu/gcr>

 Part of the [Marine Biology Commons](#)

---

### Recommended Citation

Caillouet, C. W. Jr., C. T. Fontaine, T. D. Williams and S. A. Manzella-Tirpak. 1997. Early Growth in Weight of Kemp's Ridley Sea Turtles (*Lepidochelys kempii*) in Captivity. *Gulf Research Reports* 9 (4): 239-246.

Retrieved from <http://aquila.usm.edu/gcr/vol9/iss4/3>

This Article is brought to you for free and open access by The Aquila Digital Community. It has been accepted for inclusion in Gulf and Caribbean Research by an authorized editor of The Aquila Digital Community. For more information, please contact [Joshua.Cromwell@usm.edu](mailto:Joshua.Cromwell@usm.edu).

## EARLY GROWTH IN WEIGHT OF KEMP'S RIDLEY SEA TURTLES (*LEPIDOCHELYS KEMPII*) IN CAPTIVITY

Charles W. Caillouet, Jr.<sup>1</sup>, Clark T. Fontaine<sup>1</sup>, Theodore D. Williams<sup>1</sup>, and Sharon A. Manzella-Tirpak<sup>2</sup>

<sup>1</sup>National Marine Fisheries Service, Southeast Fisheries Science Center, Galveston Laboratory, 4700 Avenue U, Galveston, Texas 77551-5997, USA

<sup>2</sup>U.S. Army Corps of Engineers, Galveston District, 2000 Fort Point Road, Galveston, Texas 77550, USA

**ABSTRACT** Growth in individual weight ( $w$ , kg) of Kemp's ridley sea turtles (*Lepidochelys kempii*) in captivity was described for 15 year-classes (1978-1992) of turtles between ages ( $t$ ) 0.17 to 1.22 yr, using  $\ln$ -linear regression:  $\ln w = \ln c + dt^{1/2}$ , where  $\ln c$  is the intercept and  $d$  is the slope (growth rate index). There was significant ( $P < 0.001$ ) heterogeneity in  $d$  among year-classes, with slowest growth ( $d = 3.798$ ) exhibited by the 1983 year-class and fastest growth ( $d = 6.929$ ) by the 1985 year-class, but there was no significant trend in  $d$  ( $P = 0.307$ ) over year-classes. The variance of residuals from regression,  $s^2_{reg}$ , ranged from 0.2032 for the 1978 year-class to 0.0075 for the 1992 year-class, and showed a significant ( $P = 0.0001$ ) logarithmic decrease over the year-classes. This decline in variation among individuals was probably due to a shift toward sex ratios dominated by one sex (females), improvements in rearing facilities, year-around control of seawater temperature which reduced disease incidence, improved diet, and reduced feeding levels. The relationship between  $w$  and  $scl$  (straight carapace length) was also described.

### INTRODUCTION

The Kemp's ridley (*Lepidochelys kempii*) head-start experiment was initiated in 1978 as part of a Mexico-U.S. recovery program for this seriously endangered species (Klima and McVey 1982; Woody 1986, 1989). Its main purposes were to increase survival by captive-rearing the turtles during the critical first year of life, and to establish a nesting colony on Padre Island, Texas (Figure 1) through imprinting (Klima and McVey 1982; Woody 1986, 1989; Shaver 1989, 1990). Secondly, it offered opportunities to develop husbandry practices (Fontaine et al. 1985, 1989; Leong et al. 1989), and to study growth and survival in captivity and in the Gulf of Mexico, following reintroduction (Caillouet and Koi 1985; Caillouet et al. 1986, 1989, 1993, 1995a, b, c).

Of the 25,676 hatchlings received alive from the 1978-1992 year-classes, 22,255 (86.7%) were successfully reared, tagged and released into the Gulf of Mexico at sizes comparable to late-pelagic or early post-pelagic stage in wild Kemp's ridleys (Ogren 1989). Captive-rearing ended with release of the 1992 year-class, but the search for head-started Kemp's ridleys in the wild continued (Byles 1993; Williams 1993; Eckert et al. 1994). In May 1996, the first two documented nestings by head-started Kemp's ridleys occurred at Padre Island (Shaver 1996). One nester was from the 1983 year-class and the other from the 1986 year-class.

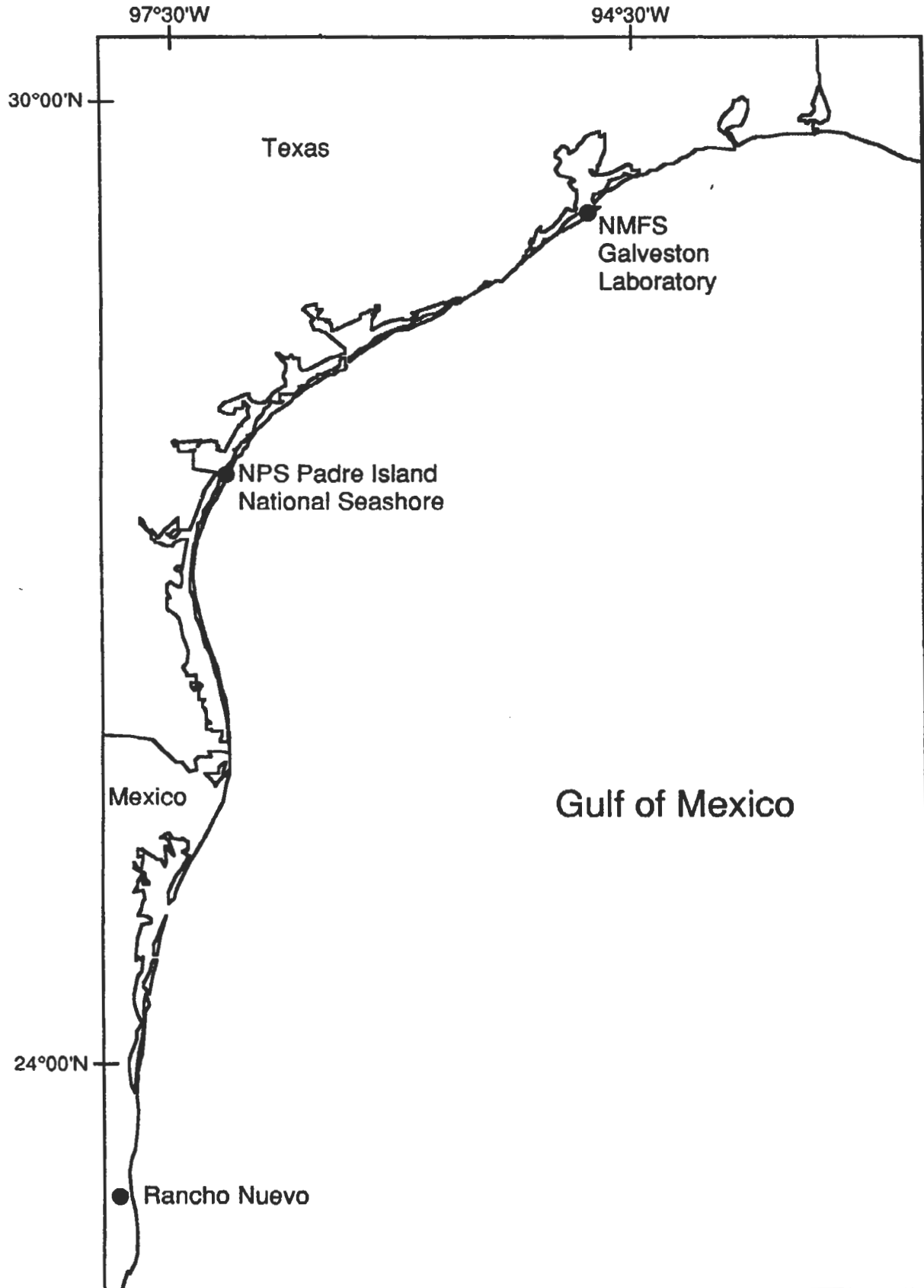
This paper describes and summarizes growth of the 1978-1992 year-classes of Kemp's ridleys in captivity up to 1.22 yr of age, based on an exponential model.

### MATERIALS AND METHODS

Hatchlings were obtained from eggs collected at the species' primary nesting beach near Rancho Nuevo, Tamaulipas, Mexico (Figure 1; Caillouet 1995b). Most hatchlings came from eggs placed in incubation boxes containing sand from the National Park Service's Padre Island National Seashore (PINS) near Corpus Christi, Texas (Figure 1), and transported to PINS for incubation, hatching and "imprinting" (Burchfield and Foley 1989; Shaver 1989, 1990). However, some were "imprinted" at Rancho Nuevo, after they emerged from eggs placed in artificially constructed nests within protected corrals (Caillouet 1995b). Hatchlings from PINS or Rancho Nuevo were transferred to the National Marine Fisheries Service's Galveston Laboratory for captive-rearing.

Individual weights ( $w$ , kg) were measured on samples of turtles at varying intervals during captive-rearing of year-classes 1978-1992, so that feeding rate could be controlled as a percentage of average body weight (Fontaine et al. 1985, 1989; Caillouet et al. 1986, 1989). Straight carapace lengths ( $scl$ , cm) were measured less frequently (Fontaine et al. 1985, 1989). Sample size for  $w$  at age ( $t$ , yr) varied from 1 to 1,774 turtles.

We calculated the variance,  $s^2$ , and mean,  $\bar{w}$ , of all samples containing 25 or more turtles. The slope of the linear regression of  $\ln s^2$  on  $\ln \bar{w}$  was 2.014 for turtles 0.17-1.22 yr (2-14.6 mo) old, suggesting that the distribution of  $w$  at  $t$  was  $\ln$ -normal within that range of  $t$  (Figure 2; see Taylor 1961). Turtles less than 0.17 yr old were excluded in fitting the linear regression, because the scatter of points



**Figure 1.** Location of the National Marine Fisheries Service (NMFS) Galveston Laboratory, National Park Service (NPS) Padre Island National Seashore and Rancho Nuevo nesting beach.

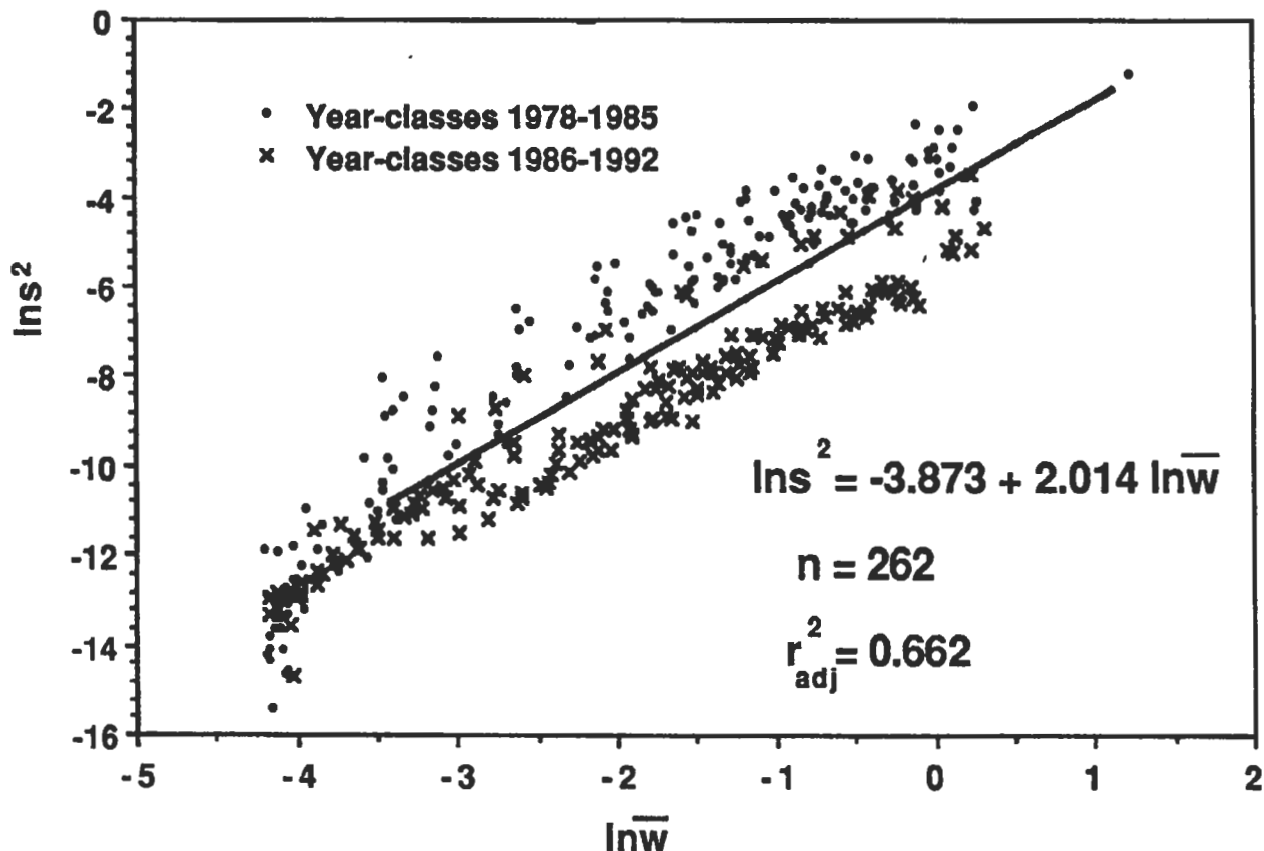


Figure 2. Relationship between natural logarithms of variances and arithmetic means ( $\ln s^2$  and  $\ln \bar{w}$ , respectively) of weight ( $w$ , kg) in samples of captive-reared Kemp's ridleys (*Lepidochelys kempii*) containing 25 or more turtles at age  $t$ . The straight line was fitted to 262 data points representing turtles 0.17 to 1.22 yr of age, but the scatter also included 86 data points for turtles < 0.17 yr old.

curved downward in the left portion of the  $\ln s^2$  vs  $\ln \bar{w}$  plot (Figure 2). We plotted the data based on two groups of year-classes, with dots representing the 1978-1985 year-classes and x's representing the 1986-1992 year-classes. The latter year-classes were an estimated 83.0-99.6% female, whereas the former were 28.8-53.8% female, except for year-class 1981 in which the inadequate sample of four turtles contained only females (Caillouet 1995a).

Growth of turtles, between ages 0.17 and 1.22 yr, in each year-class and for combined year-classes, was described by an exponential model fitted by  $\ln$ -linear regression (see Caillouet et al. 1986, 1989), as follows:

$$\ln w = \ln c + dt^{1/2} \quad (1)$$

where

$\ln c$  = intercept, and

$d$  = slope (growth rate index)

In addition to the  $\ln$ -transformation of  $w$ , a square root transformation of  $t$  was necessary to linearize the relationship (see Box and Tidwell 1962; Caillouet et al. 1986, 1989).

The  $\ln$ -linear relationship between  $w$  and  $scl$  was

determined for combined year-classes, as:

$$\ln w = \ln a + b \ln scl \quad (2)$$

where

$\ln a$  = intercept, and

$b$  = slope

Data from turtles  $0.01 \text{ yr} \leq t \leq 1.22 \text{ yr}$  were used in fitting equation 2.

Goodness of fit for all  $\ln$ -linear regressions was measured by the adjusted coefficient of determination,  $r^2_{adj}$ , calculated as follows:

$$r^2_{adj} = 1 - [(n - 1)(1 - r^2)/(n - 2)]$$

where

$n$  = number of observations

$r^2$  = coefficient of determination

Estimates of  $\ln w$  obtained from equation 1 were detransformed to  $w_{adj}$ , which is the estimated  $w$  adjusted for  $\ln$ -normal bias (see Sprugel 1983) as follows:

$$w_{adj} = \text{EXP} [\ln w + (s^2_{reg}/2)] \quad (3)$$

RESULTS

Equation 1 fit the data for each year-class ( $647 \leq n \leq 7,708$ ) well as shown by high coefficients of determination,  $r^2_{adj}$ , ranging from 0.726 to 0.991 for the first and last year-classes, respectively (Table 1). The same was true ( $r^2_{adj} = 0.798$ ,  $n = 65,210$ ) for combined year-classes, but  $r^2_{adj}$  was lower for combined year-classes than for individual year-classes due to variation among year-classes. The mean square deviation from regression,  $s^2_{reg}$ , ranged from 0.2032

to 0.0075 for the 1978 and 1992 year-classes, respectively (Table 1), showing a significant ( $P = 0.0001$ ) logarithmic decrease over the year-classes (Figure 3).

There was significant ( $P < 0.001$ ) heterogeneity in the slope,  $d$ , of equation 1 among year-classes, with slowest growth ( $d = 3.798$ ) in the 1983 year-class and fastest growth ( $d = 6.929$ ) in the 1985 year-class (Table 1). However, there was no significant trend in  $d$  ( $P = 0.307$ ) over year-classes. Equation 1 parameter estimates (Table 1) were applied to estimate  $w_{adj}$  at 1 and 1.22 yr, for each year-

TABLE 1

Regression statistics for the *ln*-linear model (equation 1) of growth in individual weight ( $w$ , kg) of head-started Kemp's ridleys (*Lepidochelys kempii*) between ages  $0.17 \leq$  to  $\leq 1.22$  yr in captivity, for each year-class and combined year-classes.

Year-class	n	Intercept, <i>Inc</i>	Slope, <i>d</i>	Mean square deviation from regression, $s^2_{reg}$	Adjusted coefficient of determination, $r^2_{adj}$
1978	6074	-4.757	4.763	0.2032	0.726
1979	6442	-4.700	4.944	0.1046	0.867
1980	4759	-4.306	4.684	0.0760	0.859
1981	7708	-5.335	5.160	0.0569	0.938
1982	5228	-4.848	4.953	0.1069	0.861
1983	647	-4.415	3.798	0.0786	0.786
1984	5714	-4.667	4.396	0.0994	0.832
1985	6307	-6.040	6.929	0.0694	0.937
1986	4539	-4.302	4.896	0.0542	0.892
1987	4290	-5.705	6.508	0.0476	0.964
1988	2609	-5.225	5.318	0.0108	0.985
1989	3772	-5.183	4.733	0.0179	0.976
1990	2624	-5.538	5.468	0.0121	0.986
1991	2373	-4.679	4.199	0.0076	0.980
1992	2124	-6.066	6.261	0.0075	0.991
Combined	65,210	-5.024	5.167	0.1839	0.798

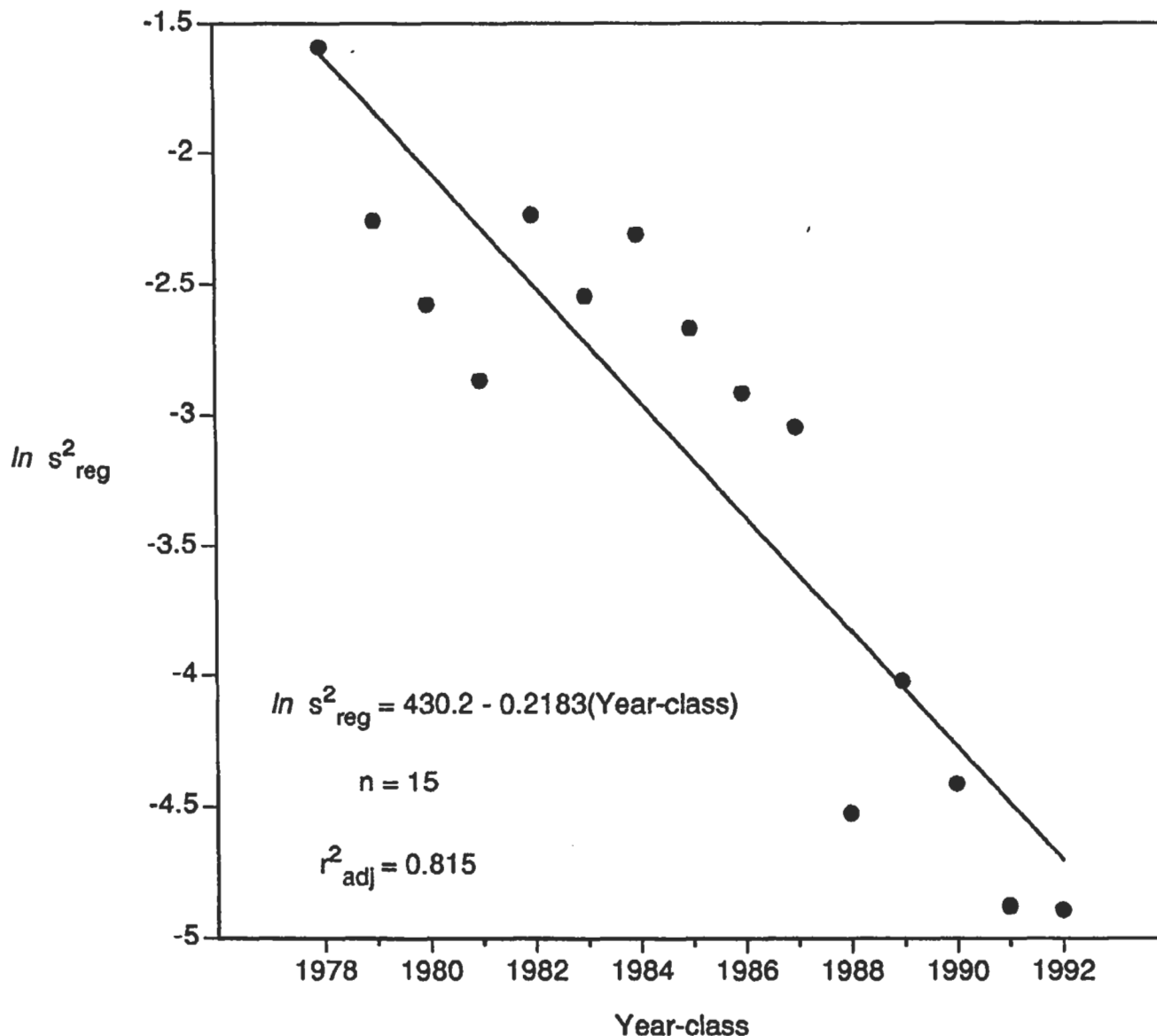


Figure 3. Relationship between  $\ln s^2_{reg}$  for the  $\ln$ -linear growth model (equation 1) and year-class (1978-1992) in captive-reared Kemp's ridleys (*Lepidochelys kempii*) 0.17 to 1.22 yr of age ( $t$ ) (see Table 1).

class and combined year-classes (Table 2).

The  $\ln$ -linear  $w$ - $scl$  model (equation 2) applied to the subset of data in which both  $w$  and  $scl$  were measured ( $n = 53,317$ ) fit the data well ( $r^2_{adj} = 0.994$ ) for combined year-classes. The intercept ( $\ln a$ ) and slope ( $b$ ) were  $-8.438$  and  $2.920$ , respectively. We substituted  $w_{adj}$  estimated from equation 1 for  $w$  in equation 2, and solved for  $scl$  to obtain  $scl$  at 1 and 1.22 yr (Table 2).

#### DISCUSSION

Exponential growth curves can be generated for each year-class and year-classes combined by detransformation of  $\ln w$  estimated from linear regression results in Table 1,

with an adjustment for bias (equation 3) based on  $s^2_{reg}$  obtained in fitting equation 1. An exponential  $w$ - $scl$  curve can be derived by detransformation of  $\ln w$  estimated from equation 2, which also requires an adjustment for bias (equation 3) based on  $s^2_{reg} = 0.01198$ , obtained in fitting equation 2.

Previous investigators analyzed early growth in captive Kemp's ridleys (Caldwell 1962; Klima and McVey 1982; Caillouet and Koi 1985; Caillouet et al. 1986, 1989; Fontaine et al. 1985, 1989; Landry 1989; Wood and Wood 1989) but these studies were based on fewer observations than ours (65,210 observations from 15 year-classes). Our analyses encompassed and added to the data used by Klima and McVey (1982), Caillouet and Koi (1985), Caillouet et

TABLE 2

Estimates of individual weight adjusted for bias ( $w_{adj}$ , kg) and straight carapace length (scl, cm) for head-started Kemp's ridleys (*Lepidochelys kempii*) at age 1 and 1.22 yr, for each year-class and combined year-classes.

Year-class	1 yr		1.22 yr	
	$w_{adj}$ , kg	scl, cm	$w_{adj}$ , kg	scl, cm
1978	1.11	18.6	1.83	22.1
1979	1.34	19.9	2.25	23.7
1980	1.52	20.7	2.47	24.5
1981	0.86	17.1	1.48	20.5
1982	1.17	19.0	1.97	22.6
1983	0.56	14.7	0.83	16.9
1984	0.80	16.6	1.27	19.5
1985	2.52	24.6	5.20	31.6
1986	1.86	22.2	3.10	26.5
1987	2.29	23.8	4.51	30.1
1988	1.10	18.6	1.92	22.5
1989	0.64	15.4	1.06	18.3
1990	0.94	17.6	1.66	21.4
1991	0.62	15.3	0.96	17.7
1992	1.22	19.2	2.35	24.0
Combined	1.26	19.5	2.17	23.4

al. (1986, 1989) and Fontaine et al. (1985, 1989).

The trend of logarithmic decline in the residual variance ( $s^2_{reg}$ ) of the  $\ln$ -linear growth model (equation 1) was probably due to a shift toward sex ratios dominated by one sex (females), improvements in rearing facilities, year-around control of seawater temperature which reduced disease incidence, improved diet, and reduced feeding levels (Fontaine et al. 1985, 1989; Caillouet et al. 1986, 1989; Leong et al. 1989; Caillouet 1995a). Year-classes 1978-1985 in which both sexes were well represented exhibited greater variation in individual  $w$  than those in

which most individuals were females, suggesting a possible difference in growth characteristics between the sexes.

#### ACKNOWLEDGMENTS

This work was conducted in cooperation with the Instituto Nacional de la Pesca of Mexico, U.S. Fish and Wildlife Service, National Biological Service, National Park Service and Texas Parks and Wildlife Department, with the assistance of Florida Audubon Society and Gladys-Porter Zoo. Special thanks to James Nance, Benjamin Higgins, and Dennis Koi who prepared the figures.

## LITERATURE CITED

- Box, G. E. P. and P. W. Tidwell. 1962. Transformation of the independent variables. *Technometrics* 4(4):531-550.
- Burchfield, P. M., and F. J. Foley. 1989. Standard operating procedures for collecting Kemp's ridley sea turtle eggs for the head start project, p. 67-70. In: Caillouet, C. W., Jr., and A. M. Landry, Jr. (Editors), Proceedings of the First International Symposium on Kemp's Ridley Sea Turtle Biology, Conservation and Management, Texas A&M University Sea Grant College Program, TAMU-SG-89-105, vi plus 260 p.
- Byles, R. 1993. Head-start experiment no longer rearing Kemp's ridleys. *Marine Turtle Newsletter* No. 63, p. 1-2.
- Caillouet, C. W., Jr. 1995a. An update of sample sex composition data for head started Kemp's ridley sea turtles. *Marine Turtle Newsletter* No. 69, p. 11-14.
- Caillouet, C. W., Jr. 1995b. Egg and hatchling take for the Kemp's ridley headstart experiment. *Marine Turtle Newsletter* No. 68, p. 13-15.
- Caillouet, C. W., Jr., C. T. Fontaine and J. P. Flanagan. 1993. Captive rearing of sea turtles: head starting Kemp's ridley, *Lepidochelys kempii*, p. 8-12. In: Junge, R. E. (Editor), Proc Am Assoc of Zoo Vet St. Louis, MO, 10-15 October 1993.
- Caillouet, C. W., Jr., C. T. Fontaine, S. A. Manzella-Tirpak and Donna J. Shaver. 1995b. Survival of head-started Kemp's ridley sea turtles (*Lepidochelys kempii*) released into the Gulf of Mexico or adjacent bays. *Chelonian Conservation and Biology* 1(4):285-292.
- Caillouet, C. W., Jr., C. T. Fontaine, S. A. Manzella-Tirpak and T. D. Williams. 1995c. Growth of head-started Kemp's ridley sea turtles (*Lepidochelys kempii*) following release. *Chelonian Conservation and Biology* 1(3):231-234.
- Caillouet, C. W., Jr. and D. B. Koi. 1985. Patterns and variability in first-year growth in weight of captive-reared Kemp's ridley sea turtle: a graphical analysis. NOAA Technical Memorandum NMFS-SEFC-164, 4 p. plus 52 Figures.
- Caillouet, C. W., Jr., D. B. Koi, C. T. Fontaine, T. D. Williams, W. J. Browning, and R. M. Harris. 1986. Growth and survival of Kemp's ridley sea turtle, *Lepidochelys kempi*, in captivity. NOAA Technical Memorandum NMFS-SEFC-186, iii plus 34 p., 12 Tables, and 7 Figures.
- Caillouet, C. W., Jr., S. A. Manzella, C. T. Fontaine, T. D. Williams, M. G. Tyree and D. B. Koi. 1989. Feeding, growth rate and survival of the 1984 year-class of Kemp's ridley sea turtles (*Lepidochelys kempi*) reared in captivity, p. 165-177. In: Caillouet, C. W., Jr. and A. M. Landry, Jr. (Editors). Proceedings of the First International Symposium on Kemp's Ridley Sea Turtle Biology, Conservation and Management, Texas A & M University, Sea Grant College Program, TAMU-SG-89-105, vi plus 260 p.
- Caldwell, D. K. 1962. Growth measurements of young captive Atlantic sea turtles in temperate waters. Los Angeles County Museum, Contributions in Science No. 50, 8 p.
- Eckert, S. A., D. Crouse, L. B. Crowder, M. Maceina and A. Shah. 1994. Review of the Kemp's ridley sea turtle headstart program. NOAA Technical Memorandum NMFS-OPR-3, 11 p.
- Fontaine, C. T., K. T. Marvin, T. D. Williams, W. J. Browning, R. M. Harris, K. L. W. Indelicato, G. A. Shattuck and R. A. Sadler. 1985. The husbandry of hatchling to yearling Kemp's ridley sea turtles (*Lepidochelys kempi*). NOAA Technical Memorandum NMFS-SEFC-158, iv plus 34 p., 10 Tables, 22 Figures and 2 Appendices.
- Fontaine, C. T., T. D. Williams, S. A. Manzella, and C. W. Caillouet, Jr. 1989. Kemp's ridley sea turtle head start operations of the NMFS SEFC Galveston Laboratory, p. 96-110. In: Caillouet, C. W., Jr. and A. M. Landry, Jr. (Editors), Proceedings of the First International Symposium on Kemp's Ridley Sea Turtle Biology, Conservation and Management, Texas A&M University Sea Grant College Program, TAMU-SG-89-105, vi plus 260 p.
- Klima, E. F. and J. P. McVey. 1982. Headstarting the Kemp's ridley turtle, *Lepidochelys kempi*, p. 481-487. In: Bjorndal, K. A. (Editor), Biology and Conservation of Sea Turtles, Proceedings of the World Conference on Sea Turtle Conservation, Smithsonian Institution Press, Washington, D. C., 583 p.
- Landry, A. M., Jr. 1989. Morphometry of captive-reared Kemp's ridley sea turtle, p. 220-231. In: Caillouet, C. W., Jr. and A. M. Landry, Jr. (Editors), Proceedings of the First International Symposium on Kemp's Ridley Sea Turtle Biology, Conservation and Management, Texas A & M University, Sea Grant College Program, TAMU-SG-89-105, vi plus 260 p.
- Leong, J. K., D. L. Smith, D. B. Revera, Lt. J. C. Clary III, D. H. Lewis, J. L. Scott and A. R. DiNuzzo. 1989. Health care and diseases of captive-reared loggerhead and Kemp's ridley sea turtles, p. 178-201. In: Caillouet, C. W., Jr. and A. M. Landry, Jr. (Editors), Proceedings of the First International Symposium on Kemp's Ridley Sea Turtle Biology, Conservation and Management, Texas A & M University, Sea Grant College Program, TAMU-SG-89-105, vi plus 260 p.
- Márquez Millan, R., A. Villanueva O., and P. M. Burchfield. 1989. Nesting population and production of hatchlings of Kemp's ridley sea turtle at Rancho Nuevo, Tamaulipas, Mexico, p. 16-19. In: Caillouet, C. W., Jr. and A. M. Landry, Jr. (Editors), Proceedings of the First International Symposium on Kemp's Ridley Sea Turtle Biology, Conservation and Management, Texas A & M University, Sea Grant College Program, TAMU-SG-89-105, vi plus 260 p.
- Ogren, L. H. 1989. Distribution of juvenile and subadult Kemp's ridley turtles: preliminary results from the 1984-1987 surveys, p. 116-123. In: Caillouet, C. W., Jr. and A. M. Landry, Jr. (Editors). Proceedings of the First International Symposium on Kemp's Ridley Sea Turtle Biology, Conservation and Management, Texas A & M University, Sea Grant College Program, TAMU-SG-89-105, vi plus 260 p.



- Shaver, D. J. 1989. Results from eleven years of incubating Kemp's ridley sea turtle eggs at Padre Island National Seashore, p. 163-165. In: Eckert, S. A., K. L. Eckert and T. H. Richardson (Compilers), Proceedings of the Ninth Annual Workshop on Sea Turtle Conservation and Biology, NOAA Technical Memorandum NMFS-SEFC-232, 305 p.
- Shaver, D. J. 1990. Kemp's ridley project at Padre Island enters a new phase. *Park Science* 10(1):12-13.
- Shaver, D. J. 1996. Head-started Kemp's ridley turtles nest in Texas. *Marine Turtle Newsletter* No. 74, p. 5-7.
- Sprugel, D. G. 1983. Correcting for bias in log-transformed allometric equations. *Ecology* 64(1):209-210.
- Taylor, L. R. 1961. Aggregation, variance and the mean. *Nature* 189(4766):732-735.
- Williams, P. 1993. NMFS to concentrate on measuring survivorship, fecundity of head-started Kemp's ridleys in the wild. *Marine Turtle Newsletter* No. 63, p. 3-4.
- Wood, J. R. and F. E. Wood. 1989. Captive rearing and breeding Kemp's ridley sea turtle at Cayman Turtle Farm (1983) Ltd., p. 237-240. In: Caillouet, C. W., Jr. and A. M. Landry, Jr. (Editors), Proceedings of the First International Symposium on Kemp's Ridley Sea Turtle Biology, Conservation and Management, Texas A & M University, Sea Grant College Program, TAMU-SG-89-105, vi plus 260 p.
- Woody, J. B. 1986. Kemp's ridley sea turtle, p. 919-931. In: Eno, A. S., R. L. DiSilvestro and W. J. Chandler, Audubon Wildlife Report 1986, The National Audubon Society, New York, N.Y., 1094 p.
- Woody, J. B. 1989. International efforts in the conservation and management of Kemp's ridley sea turtle (*Lepidochelys kempi*), p. 1-3. In: Caillouet, C. W., Jr. and A. M. Landry, Jr. (Editors), Proceedings of the First International Symposium on Kemp's Ridley Sea Turtle Biology, Conservation and Management, Texas A & M University, Sea Grant College Program, TAMU-SG-89-105, vi plus 260 p.