

7-21-2009

A New Formula Describing the Scaffold Structure of Spiral Galaxies

Harry I. Ringermacher

General Electric Global Research Center, ringerha@crd.ge.com

Lawrence R. Mead

University of Southern Mississippi, Lawrence.Mead@usm.edu

Follow this and additional works at: http://aquila.usm.edu/fac_pubs



Part of the [Physical Sciences and Mathematics Commons](#)

Recommended Citation

Ringermacher, H. I., Mead, L. R. (2009). A New Formula Describing the Scaffold Structure of Spiral Galaxies. *Monthly Notices of the Royal Astronomical Society*, 397(1), 164-171.

Available at: http://aquila.usm.edu/fac_pubs/1159

This Article is brought to you for free and open access by The Aquila Digital Community. It has been accepted for inclusion in Faculty Publications by an authorized administrator of The Aquila Digital Community. For more information, please contact Joshua.Cromwell@usm.edu.

A new formula describing the scaffold structure of spiral galaxies

Harry I. Ringermacher¹^{*} and Lawrence R. Mead²

¹*General Electric Global Research Center, Schenectady, NY 12309, USA*

²*Department of Physics and Astronomy, University of Southern Mississippi, Hattiesburg, MS 39406, USA*

Accepted 2009 April 20. Received 2009 April 17; in original form 2008 August 14

ABSTRACT

We describe a new formula capable of quantitatively characterizing the Hubble sequence of spiral galaxies including grand design and barred spirals. Special shapes such as ring galaxies with inward and outward arms are also described by the analytic continuation of the same formula. The formula is $r(\phi) = A/\log[B \tan(\phi/2N)]$. This function intrinsically generates a bar in a continuous, fixed relationship relative to an arm of arbitrary winding sweep. A is simply a scale parameter while B , together with N , determines the spiral pitch. Roughly, greater N results in tighter winding. Greater B results in greater arm sweep and smaller bar/bulge, while smaller B fits larger bar/bulge with a sharper bar/arm junction. Thus B controls the ‘bar/bulge-to-arm’ size, while N controls the tightness much like the Hubble scheme. The formula can be recast in a form dependent only on a unique point of turnover angle of pitch – essentially a one-parameter fit, aside from a scalefactor. The recast formula is remarkable and unique in that a single parameter can define a spiral shape with either constant or variable pitch capable of tightly fitting Hubble types from grand design spirals to late-type large barred galaxies. We compare the correlation of our pitch parameter to Hubble type with that of the traditional logarithmic spiral for 21 well-shaped galaxies. The pitch parameter of our formula produces a very tight correlation with ideal Hubble type suggesting it is a good discriminator compared to logarithmic pitch, which shows poor correlation here similar to previous works. Representative examples of fitted galaxies are shown.

Key words: galaxies: fundamental parameters – galaxies: spiral – galaxies: structure.

1 INTRODUCTION

The logarithmic spiral has been the traditional choice to describe the shape of arms in spiral galaxies. Milne (1946) made perhaps the first attempt to derive these shapes from his own theory, but his theory resulted in spiral orbits for stars. Today most astronomers agree that stellar orbits are essentially circular and that the spiral arms are the result of an evolving pattern, much like a Moiré pattern (Lin & Shu 1964; Shu 1992) or a dynamic modal structure (Bertin et al. 1989a,b; Bertin 1993). That is, the stars define a locus of points at a given time among a family of circular orbits. We shall call this locus an isochrone. The simplest such curve that describes galaxies is the logarithmic spiral and has been used by many (Lin & Shu 1964; Roberts, Roberts & Shu 1975; Kennicutt 1981; Kennicutt & Hodge 1982; Elmegreen & Elmegreen 1987; Ortiz & LéPine 1993; Seigar & James 1998a,b, 2002; Block & Puerari 1999; Seigar et al. 2006; Vallée 2002) in their morphological descriptions:

$$r(\phi) = r_0 e^{k\phi}. \quad (1)$$

This spiral is usually mathematically characterized by a constant angle of pitch (though k may be a function of r as well) allowing this parameter to be used to describe galaxy shapes. The pitch, P , is defined from Binney & Tremaine (1987) as

$$\cot(P) = r(\phi) \frac{d\phi}{dr}. \quad (2)$$

For equation (1), $P = \tan^{-1} k$ is constant. However, it is apparent when attempting fits that galaxy arms often do not have constant pitch. This has also been noted by Kennicutt (1981). This is most evident in strongly barred late-type spirals, whereas early types and grand designs are essentially constant pitch. In this paper, we present a new formula, differing from any in the standard mathematical or astronomical literature, which is capable of describing all spiral shapes, constant pitch or variable, in an elegant way.

2 NEW FORMULA

Our formula derives from an examination of equations found in the non-Euclidean geometry of negatively curved spaces. This hyperbolic geometry was first discovered and published by Bolyai (1832) and independently by Lobachevsky. Their work is discussed in Coxeter (1998). The central formula describing multiple

^{*}E-mail: ringerha@crd.ge.com

parallels measures ‘the angle of parallelism’ (Coxeter 1998) between a given line and ‘parallel’ lines through a given point not on the line – the violation of Euclid’s fifth postulate. The angle of parallelism, known as Lobachevsky’s formula, is given by $\phi(x) = 2 \tan^{-1}(e^{-x})$. The Gudermannian function is closely related and is given by $\phi(x) = 2 \tan^{-1}(e^x)$. The latter function directly relates circular to hyperbolic functions. We have found a new function closely related to the above that describes the shapes of spiral galaxies remarkably well. This formula is given in radial form, where r^{-1} replaces x in the Gudermannian and scaling degrees of freedom are added:

$$r(\phi) = \frac{A}{\log\left(B \tan \frac{\phi}{2N}\right)}. \quad (3)$$

This function intrinsically generates a bar in a continuous, fixed relationship relative to an arm of arbitrary winding sweep. Though in some instances, observations show gaps between the bar and arms (e.g. Seigar & James 1998b), nevertheless, arms begin where bars end so that a continuous bar–arm formula serves as a galactic fiducial for fitting. This is particularly evident in NGC 1365 of our galaxy selection and will be described later. A is simply a scale parameter for the entire structure while B , together with a new parameter N , determines the spiral pitch. The ‘winding number’, N , need not be an integer. Unlike the logarithmic spiral, this spiral does not have constant pitch but has precisely the pitch variation found in galaxies. The use of this formula assumes that all galaxies have ‘bars’ albeit hidden within a bulge consistent with recent findings. Roughly, greater N results in tighter winding. Greater B results in greater arm sweep and smaller bar/bulge, while smaller B fits larger bar/bulge with a sharper bar/arm junction. Thus, B controls the ‘bulge-to-arm’ size, while N controls the tightness much like the Hubble scheme. Fig. 1 shows several examples of these spirals. We divide the examples according to N -value. The opposing arm is added by symmetry. Scale plays an important role in that the interior of the same spiral when expanded could fit a barred galaxy as well as a grand design. This is demonstrated in Fig. 1(a) where the scalefactor, A , has been increased by a factor of 6 over the remaining examples ($A = 1$). The examples range from barred spirals to grand designs and large arm sweeps.

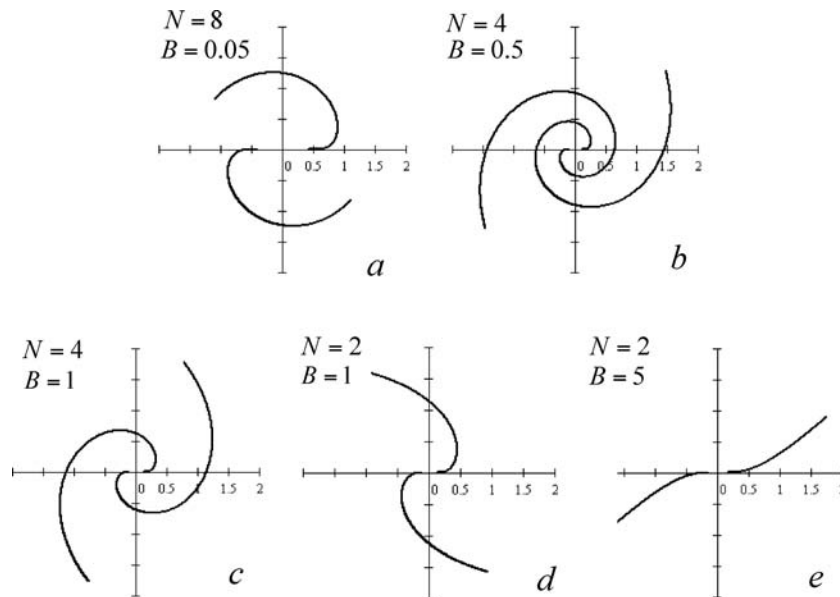


Figure 1. Examples of equation (2) for varying N and B .

3 GALAXY FITS

3.1 Down- and up-projection

Galaxy shapes in the sky are projections with respect to a north–south, east–west coordinate system which we simply define as oriented along Y - and X -axes, respectively, on a graph facing us. Two angles, namely position angle (PA) and inclination angle (I), are necessary to down-project a shape from a ‘sky plane’ to a ‘graph plane’. By the previous definition, the two planes are actually one and the same. The end result of a two-angle down-projection, PA followed by I, is a correct but oriented graph shape at a third angle, γ . In this case, the third angle is the orientation, γ , in the plane with respect to ‘ Y ’ or north–south. We recognize the shape in any direction so it is not important.

This procedure is, however, not arbitrarily reversible. If one creates a theoretic shape function to compare to an observed galaxy and simply starts with the major axis aligned along ‘ Y ’, then up-projects using the known I followed by PA (reversing the order and sign of angle), the shape would, in general, be incorrect and we would require a third Euler rotation, γ . Alternatively, we could apply the ‘final orientation’, γ , determined from down-projection as the first rotation about Z , and then apply I followed by PA and find the correct sky shape. Equivalently, one could replace ϕ in formula (2) by $\phi - \gamma$ and achieve the same effect. It is clear from either view that the third angle is necessary for up-projection otherwise a serious shape error could result. The necessity for a third angle is most obvious in cases where a galaxy shape is not equiaxial in its plane. There are then two unique axes in the sky plane, the major axis as viewed and the intrinsic long axis, and thus the need for a third angle to reconcile them. Circularly symmetric tightly wound spirals and face-on galaxies do not require a third angle, but many other structures, as will be demonstrated, do.

3.2 Galaxy fits

We have fitted many galaxies with formula (2). Below we present fits to a variety of spiral galaxy shapes, some of which are difficult to describe with any other formula. The polar isochrone can be rotated




Figure 2. NGC 1365: best-fitting isochrone (red) from equation (2). $N = 16$, $B = 0.4$, Euler angles (47,62,18). Log-spiral (dashed cyan): 18° pitch. Credit: NOAO/AURA/NSF.



Figure 3. NGC 1365: best-fitting isochrone (red) from equation (2). $N = 16$, $B = 0.4$, Euler angles (47,62,0).

through three Euler angles (α , β , γ) about the (Z , Y , Z) axes to best fit the observed galaxy. In principle, the three Euler angles define an arbitrary rotation in a three-space uniquely. Here, we define the three rotations as follows: the first rotation, α , counter-clockwise (CCW) about the Z -axis out of the graph plane; the second rotation, β , clockwise (CW) about the rotated Y -axis in the graph plane and the third rotation, γ , CCW about the rotated Z -axis. The angle α is the PA and β is the I when γ is not needed and the image is correctly sky-oriented. We shall call the third angle, γ , the ‘twist’. The more circular a galaxy shape is or the more face-on it is, the less the need for twist. The three angles fit rather tightly. Typically a few degree variation shows significant differences in the global fit. Fig. 2 shows a best eye fit of formula (2) and the log-spiral (1) to NGC 1365, a classic barred spiral, traditionally classified SBbc. Pre-rotated graphs are seen in the lower left. Cloned galaxies are shown in the upper right for clarity. It is seen that a log-spiral with an 18° pitch from Kennicutt (1981) cannot fit over the full range of the arms. In this case, a good match was chosen near the arm–bar junction. A good match could have been chosen along the distant arms or an average match could have been chosen. What is clear is that this galaxy has a seriously variable pitch. Traditionally, an ‘average’ pitch is chosen and is obtained by a variety of methods. Unlike our ‘eye fit’ of 2π or greater, these average matches are taken over varying radial intervals and do not, in general, sample all the available range. For example, although both Kennicutt and Seigar use averaging, Kennicutt (1981) finds the average pitch angle for NGC 1365 to be 18° while Seigar et al. (2006) find it to be 35° . Clearly, Seigar’s analysis favoured an interior (near the bar-arm junction) average, while Kennicutt’s favoured an exterior (outer arms) average. We found that the outer arm pitch approached a 10° limit, while the innermost pitch was far greater than the Seigar value. It is no wonder that a common value cannot be agreed upon. How good the agreement is depends strongly on the precise point chosen for the pitch origin. Both the method of fitting (here, a global fit) and the presence of ‘twist’ will affect the pitch origin. This is demonstrated in Fig. 3, where NGC 1365 is fitted with zero twist. The bar–arm junction is severely mismatched thus dislocating the pitch origin. An average pitch for this fit would favour an ‘exterior’



Figure 4. M51: best-fitting isochrone from equation (2). $N = 4$, $B = 0.63$, Euler angles (90,0,0). Log-spiral (dashed cyan): 17° pitch.

value since the pitch origin is well away from the junction. Fig. 4 shows a fit of both equations to M51. Both are excellent fits indicating that this grand design spiral is close to constant pitch. Fig. 5 shows a fit to NGC 1097, classified SBb. This is essentially the same shape as NGC 1365 with fitting parameters ($N = 16$, $B = 0.4$), but differing arm length and position. The log-spiral (8° pitch) is very good for most of the exterior arm but fails along the interior due to varying pitch. The Kennicutt pitch is 17° . Fig. 6 shows a fit to NGC 1300, also SBb, which again has parameters ($N = 16$, $B = 0.4$) suggesting that large barred galaxies may have a universal shape. NGC 1300 shows some deviation in the upper arm, but the formula assumes perfect, symmetric arms. Deviations are not expected to be fit for any number of causes. Note that the formula acts as a ‘scaffold’ description and will not create the detailed inner bar structure but rather a continuous bar replacing it.

Fig. 7 shows a best fit to NGC 4731 for ($N = 2$, $B = 3$). This galaxy can be equally well fitted by the logarithmic spiral (equation 1) for the large pitch factor, $k = 2.3$, corresponding to 67° .



Figure 5. NGC 1097: best-fitting isochrone (red) from equation (2). $N = 4$, $B = 0.08$, Euler angles (52,37,23). Log-spiral (dashed cyan): 8° pitch.

Ring galaxies are a special class that cannot be described by equation (1). However, an analytic continuation of formula (2), where tangent is replaced by hyperbolic tangent, is capable of describing ring galaxies with spiral structure. The analytic continuation is obtained by setting $B \equiv 1/\tanh(\phi_0/2N)$ and replacing $(\phi, \phi_0) \rightarrow (i\phi, i\phi_0)$ to yield

$$r(\phi) = \frac{A}{\log(B \tanh \frac{\phi}{2N})}. \quad (4)$$

Fig. 8 shows NGC 4622, classified SAb, fitted with formula (3). This formula produces rings with either ingoing or outgoing spirals. A log-spiral with zero pitch would generate a ring – but no arms. Unlike a log-spiral, this formula generates both. The parameters used were: outgoing: $N = 7$, $B = 1.75$; ingoing: $N = 4$, $B = 0.4$. In this case, several rings were matched and overlaid to fit this unusual galaxy structure subject to the constraint that all arms emanate from a single ring. The spiral structure here is particularly sharp and well fitted by the formula. The outward arms are leading, while the inward arms (blue) are trailing in this ‘reverse’ galaxy.



Figure 6. NGC 1300: best-fitting isochrone from equation (2). $N = 4$, $B = 0.08$, Euler angles (−20,55,0): rot (Z, X, Z). Log-spiral (dashed cyan): 9° pitch.

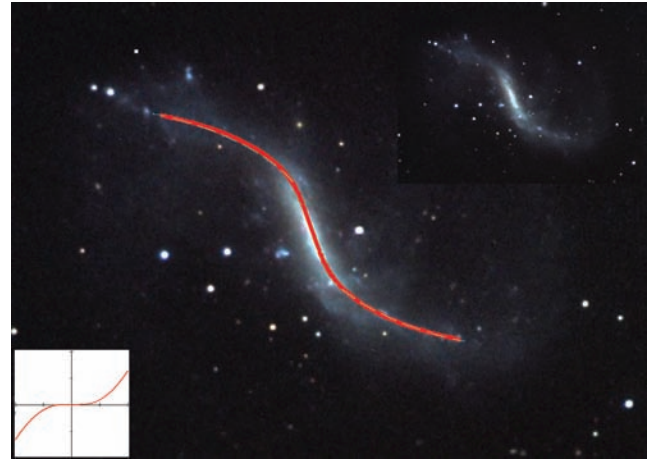


Figure 7. NGC 4731: best-fitting isochrone from equation (2). $N = 2$, $B = 3$, Euler angles (110,0,0). Log-spiral (dashed cyan). 67° pitch.

4 FORMULA USING ANGLE OF PITCH

Astronomers generally use an angle of pitch to describe the shape of spirals. Formula (2) can be renormalized to accommodate a referenced angle of pitch replacing B . The angle of pitch is defined as the angle between the tangent to the curve at a given point (r, ϕ) and the tangent to a circle of radius r through the point. The renormalization of (2) is described in Appendix A. The result is a unique formula, referenced only to the angle Φ , the angle of pitch at ‘turnover’ (see Appendix A):

$$r(\phi) = \frac{R_\Phi}{1 - \Phi \tan(\Phi) \log(\frac{\phi}{\Phi})}. \quad (5)$$

We do not yet have an equivalent renormalization of formula (3). For a unit bar radius, the single parameter, Φ , determines the shape of spirals with *nearly constant or variable* pitch. Fig. 9 shows examples of the use of (4) for Hubble classes Sa, Sb and Sc with Φ varying from 0.4 to 1.0 (9a through 9e). For larger Φ (9f), the arm no longer turns over. An example of this shape is NGC 4731 (Fig. 7).




Figure 8. NGC 4622: best-fitting isochrone from hyperbolic equation (3). Euler angles (0,23,0).

5 CORRELATION OF ‘TURNOVER’ PITCH WITH HUBBLE TYPE

Since the Hubble scheme is a simple morphological classification organizing galaxy shapes in terms of their arm sweep, bulge size and relationships between the two, one might expect a strong correlation between the arm pitch angle and the classification parameter. Understanding that such a scheme is qualitative, depending strongly on the observer, however, does not explain why, to date, there is essentially no correlation (Seigar et al. 2006). Kennicutt (1981) found a very weak correlation at best. It is therefore of interest to examine the relationship of our parameter Φ , the angle of pitch at turnover, to Hubble type. We have selected 21 well-defined galaxy shapes from the tables of Seigar & James (1998a,b), Seigar et al. (2006), Kennicutt (1981) and Rubin et al. (1985), and evaluated Φ for each from formula (4) by a best-eye global fit as exemplified in Figs 2 through 8 (Table 1). These fits are very tight with variations of only a few degrees causing significant deviations about each rotation. This is an iterative process. First, a rough shape is chosen based on the standard classification using (N, B) parameters of equation (2).

Table 1. Hubble types and arm pitch of 21 spiral galaxies.

Galaxy	Type	Φ (rad)	Φ ($^\circ$)	P ($^\circ$)	Type	Relabels
M51	5	0.52	29.79	16.7	SAC	
M81	5	0.512	29.34	11.3	SAB	SAC
NGC 4321	5	0.535	30.65	14.6	SAC	
NGC 2997	5	0.543	31.11	15.6	SAC	
M74	5	0.526	30.14	15.6	SAC	
NGC 3198	5	0.537	30.77	15.1	SAC	
NGC 4643	4	0.453	25.96	8.0	SABc	
NGC 5364	4	0.474	27.16	10.2	SAC	SABc
NGC 1097	3	0.415	23.78	8.0	SBb	
NGC 1300	3	0.415	23.78	9.1	SBb	
NGC 1365	3	0.423	24.24	18.0	SBbc	SBb
NGC 7096	3	0.398	22.80	8.5	SAa	SAB
NGC 1357	3	0.395	22.63	5.7	SAa	SAB
NGC 4593	3	0.427	24.47	9.1	SBb	
NGC 1417	3	0.42	24.06	9.1	SABb	
NGC 5754	3	0.425	24.35	9.1	SBb	
NGC 266	3	0.397	22.75	11.3	SBab	SBb
NGC 3281	3	0.415	23.78	6.3	SAab	SAB
NGC 1398	2	0.383	21.94	4.6	SBab	
NGC 3504	1	0.337	19.31	4.6	SBb	SBA
NGC 4622	1	0.362	20.74	4.0	SAB	SAA
NGC 2273	1	0.346	19.82	4.0	SAa	
NGC 4731	4	2.569	147.19	66.5	SBC/P	

Then, PA is easily set while a first estimate of inclination is taken from the literature and fine-tuned. In most instances, this is insufficient for a good fit and twist is necessary. N and B are then fine-tuned for best fit. The Φ parameter can be calculated numerically from equation (A8) for a given (N, B) pair. Equation (2) can be degenerate in that two (N, B) pairs can result in essentially the same fit. For example, NGC 1365 (Fig. 2) was fit by (16, 0.4) but can equally well be fit by (4, 0.08). However, both of these pairs result in the same Φ parameter, 0.42 rad, within 2 per cent. Thus, the Φ parameter is a unique shape discriminator. Alternatively, knowing the Φ behaviour of equation (4), one can use it directly to fit the shape. The Φ parameters for the 21 galaxies are shown in Table 1. We also best eye fit a logarithmic spiral (equation 1) to the galaxies.

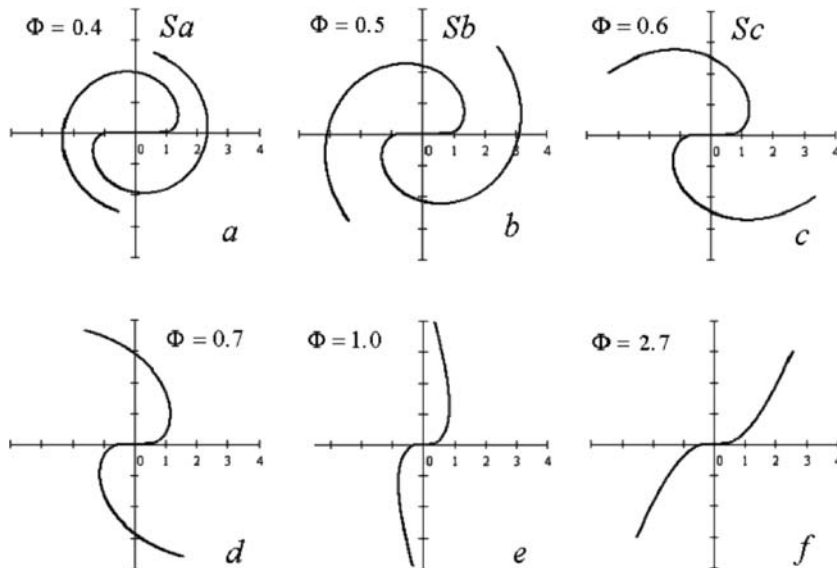


Figure 9. Examples of equation (4) for various ‘turnover’ pitch angles, Φ , with Hubble classes indicated.

Although these matched our fit often, there were, on average, interior and exterior deviations. The constant pitch P (in degrees) for each fit is also shown in Table 1, Column 5. The NGC 1365 pitch variation was so severe that Kennicutt’s ‘average’ of 18° was chosen as a compromise between our fit at 10° and Seigar’s ‘average’ at 35° . The de Vaucouleurs (1959) numerical stages are displayed in Column 2 (a = 1, b = 3, c = 5) corresponding to the Hubble type of Column 6 or corrected from Column 7, a relabelling found to produce consistency among all the a, b and c categories. The basis for this relabelling was first suggested by Kennicutt (1981), where he indicated that certain morphological features could generate an inconsistency between arm pitch angle and expected Hubble type. As seen, Column 2 includes the relabelling corrections. Relabelling resulted in shifting five galaxies by one category (e.g. b \rightarrow c) and four galaxies within one category (e.g. bc \rightarrow b). Fig. 10 shows the correlation of Φ (degrees) with Hubble type using the corrected type, Column 2. The goodness of fit to the straight line,

$$\Phi = 2.69 \times (\text{de Vauc Hubble stage}) + 16.22,$$

is 94 per cent. If this re-assignment is not made, our own parameter also shows only weak correlation (Fig. 11) with 62 per cent goodness of fit.

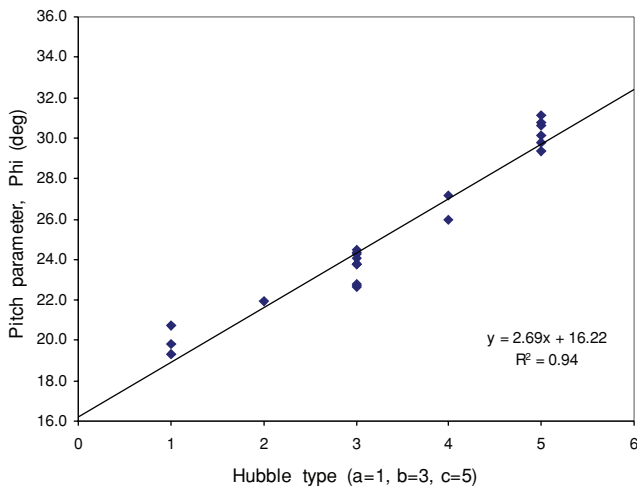


Figure 10. Pitch parameter Φ versus relabelled Hubble type.

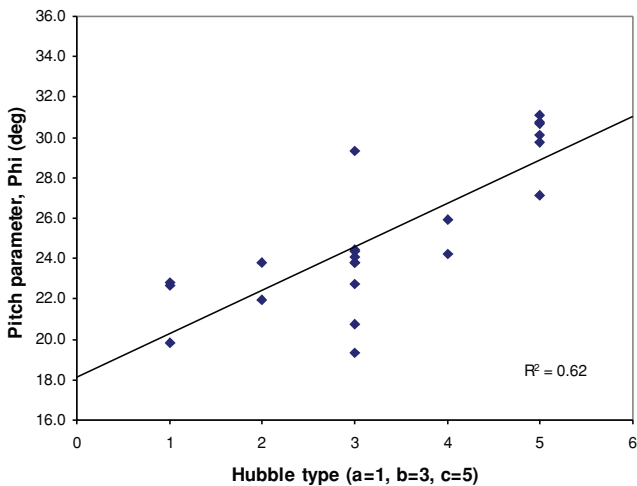


Figure 11. Pitch parameter Φ versus ‘as is’ Hubble type.

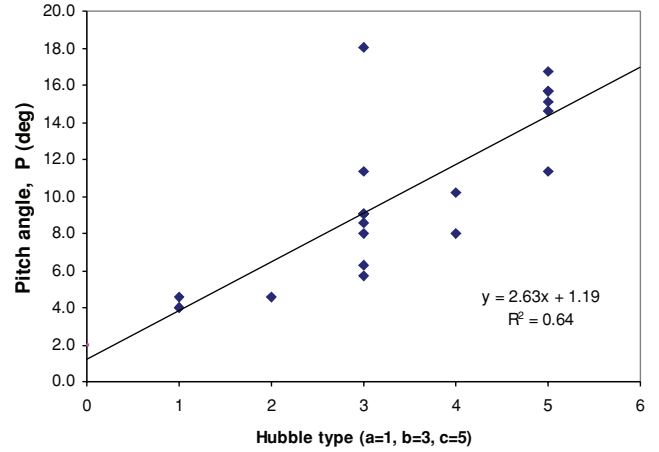


Figure 12. Log-spiral pitch P versus relabelled Hubble type.

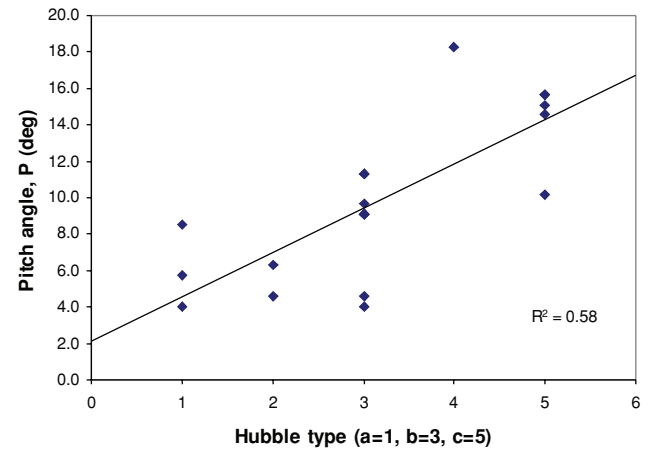


Figure 13. Log-spiral pitch P versus ‘as is’ Hubble type.

Even more interesting is a plot of the constant log-spiral pitch, P , versus Hubble type (Fig. 12). These are painstakingly fitted values and in most cases closely matched our fit from equation (4) but with averaged deviations. *Nevertheless, even using the relabelled Hubble-type values, the log-spiral pitch shows only a weak correlation of 64 per cent with type, but similar slope to ours.* When P is plotted against the standard-type values (Fig. 13), the correlation is worse at 58 per cent but not much worse. This is strong evidence that the log-spiral itself is inadequate to describe spiral galaxy shapes and its failure is only compounded by misclassification. To prove that our relabelling shifts result in a self-consistent morphological description, we overlay the graph-plane 21 shapes in the relabelled categories a, b and c. The overlays for each type, using our equation, are very nearly identical and clearly distinguishable thus justifying the class relabelling. The overlays were made after normalizing the graph-plane shapes so that an arm intercepts the x -axis at unit length after a CW π arm rotation.

This procedure gives a correct perspective on the bar (bulge) arm relationship as can be seen progressing from Sa with a large bar/tight arms to Sc with a small bar/sweeping arms. All but two galaxies fall precisely in these three shapes – exactly so for π rotation and nearly so up to 2π rotation in types a and c. The two mid-class galaxies literally do not fit these three and fall between.

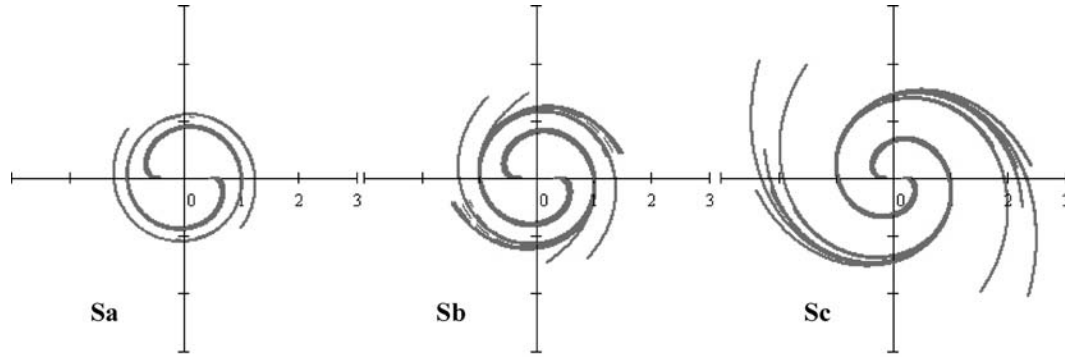


Figure 14. Overlays of 21 galaxy deprojections showing consistency of Sa, Sib and Sc shapes, based on arm normalization.

6 DISCUSSION

We have shown that the constant pitch logarithmic spiral is an inadequate discriminator of Hubble type for spiral galaxies, which basically explains why poor correlations with type are the norm. The pitch, of course, can be made variable, but that would introduce additional parameters dependent on each fitted galaxy. We present a new, elegant, *single parameter* formula, closely related to non-Euclidean geometric functions, with an intrinsically varying pitch that describes all the Hubble classifications faithfully. This function has a natural, correctly proportioned, bar continuously transitioning to the arms that serve as a shape fitting fiducial permitting the extraction of a tightly discriminating pitch parameter. Its analytic continuation naturally describes spiral ring structures with ingoing or outgoing arms – something not achievable from a logarithmic spiral. The fits of these new functions to galaxies are remarkable. The correlation of the new pitch parameter to ideal Hubble type is excellent – only when a number of galaxies are reclassified for self-consistency. Without reclassification, no strong correlation of arm pitch to Hubble type can ever be expected for any formula.

With the current interest in morphological evolution, it may be desirable to have a reliable quantitative classifier of galaxies. We have presented two formulae. The simpler one (2) is essentially a two-parameter fit. The parameters can, however, be degenerate. Formula (4) is a renormalized version of (2) that is self-referenced to the angle of pitch at the spiral ‘turnover’ point and is unique for every shape. Formula (4) reproduces, precisely, all the shapes of (2) for appropriate choices of the parameter Φ , including sharp arm-to-bar junctions, at small values, suitable for some barred spirals. We have made an initial attempt at parametric classification (see Fig. 9). Spirals with pitch parameter less than 0.40 rad might be classified as Sa, while spirals with pitch parameter between 0.4 and 0.5 rad might be classified as Sb. The class Sc, with pitch parameter greater than about 0.5 rad, has a broad range of sweep. We have not included class d through m because these are even more qualitative. These are preliminary judgements. In order to use these formulae properly, one must understand their parametric behaviour, angle range and applicability for many more well-shaped galaxies. A practical application of this formula, for example to automated classification, is possible – since the global fitting procedure is well defined – but is beyond the scope of this paper.

REFERENCES

- Bertin G., 1993, *PASP*, 105, 640
 Bertin G., Lin C. C., Lowe S. A., Thurstans R. P., 1989a, *ApJ*, 338, 78

- Bertin G., Lin C. C., Lowe S. A., Thurstans R. P., 1989b, *ApJ*, 338, 104
 Binney J., Tremaine S., 1987, *Galactic Dynamics*. Princeton Univ. Press, Princeton, NJ
 Block D. L., Puerari I., 1999, *A&A*, 342, 627
 Bolyai J., 1832, Appendix: Scientiam spatii absolute veram exhibens: a veritate aut falsitate Axiomatis XI Euclidei. [Ref: Gray, Jeremy J., 2004, János Bolyai, Non-Euclidean Geometry, and the Nature of Space, Burndy Library Publications]
 Coxeter H. S. M., 1998, *Non-Euclidean Geometry*, 6th edn. Math. Assoc. Am., Washington, DC
 de Vaucouleurs G., 1959, *Handbuch der Physik*, 53, 275
 Elmegreen D. M., Elmegreen B. G., 1987, *ApJ*, 314, 3
 Kennicutt R. C., 1981, *AJ*, 86, 1847
 Kennicutt R., Hodge P., 1982, *ApJ*, 253, 101
 Lin C. C., Shu F. H., 1964, *ApJ*, 140, 646
 Milne E. A., 1946, *MNRAS*, 106, 180
 Ortiz R., LéPine J. R. D., 1993, *A&A*, 279, 90
 Roberts W. W., Roberts M. S., Shu F. H., 1975, *ApJ*, 196, 381
 Rubin V., Burstein D., Ford K., Thonnard N., 1985, *ApJ*, 289, 81
 Shu F. H., 1992, *Gas Dynamics*. University Science Books, Mill Valley, CA
 Seigar M. S., James P. A., 1998a, *MNRAS*, 299, 672
 Seigar M. S., James P. A., 1998b, *MNRAS*, 299, 685
 Seigar M. S., James P. A., 2002, *MNRAS*, 337, 1113
 Seigar M. S., Bullock J. S., Barth A. J., Ho L. C., 2006, *AJ*, 645, 1012
 Vallée J. P., 2002, *ApJ*, 566, 261

APPENDIX A

The pitch angle, P , from (1a) applied to the isochrone (2) is given by

$$U \equiv \cot(P) = r(\phi) \frac{d\phi}{dr} = -N \sin(\phi/N) \log[B \tan(\phi/2N)]. \quad (\text{A1})$$

It can be shown that the unit tangent vector to the isochrone is

$$\hat{T} = \frac{(\cos \phi - U \sin \phi) \hat{i} + (\sin \phi + U \cos \phi) \hat{j}}{\sqrt{1 + U^2}}. \quad (\text{A2})$$

Now, we wish to refer the isochrone to a particular point (R_Φ, Φ) on the curve. We can therefore write

$$R_\Phi = \frac{A_1}{\log[B \tan(\Phi/2N)]} = \frac{A_1}{\log[B] + \log[\tan(\Phi/2N)]}. \quad (\text{A3})$$

Solving for $\log[B]$,

$$\log[B] = \frac{A_1}{R_\Phi} - \log[\tan(\Phi/2N)]. \quad (\text{A4})$$

Thus, referenced to a particular point (R_Φ, Φ) , the isochrone (2) may be written as

$$r(\phi) = \frac{R_\Phi}{1 + \frac{R_\Phi}{A_1} \log \left[\frac{\tan(\phi/2N)}{\tan(\Phi/2N)} \right]}. \quad (\text{A5})$$

A1 Choice of (R_ϕ, Φ)

A convenient choice might be an angle that approximates R_ϕ as the ‘bar radius’. One such unique angle is at the ‘turnover’ point of the isochrone where the tangent vector points along \hat{j} . From (A2), this condition is

$$\tan \Phi = 1/U. \quad (\text{A6})$$

From (A6) and (1a), we find

$$\Phi = P. \quad (\text{A7})$$

That is, the angle ϕ at turnover is precisely the angle of pitch at that point. So this is indeed a unique point. From (A6), using the definition of P from (1a), one finds that

$$\log[B \tan(\Phi/2N)] = \frac{-1}{N \sin(\Phi/N) \tan(\Phi)}. \quad (\text{A8})$$

From (A3) and (A8), we also have

$$\frac{R_\phi}{A_1} = -N \sin(\Phi/N) \tan(\Phi). \quad (\text{A9})$$

We use this relation to fully renormalize the isochrone with respect to $\{R_\phi, \Phi, N\}$

$$r(\phi) = \frac{R_\phi}{1 - N \sin(\Phi/N) \tan(\Phi) \log \left[\frac{\tan(\phi/2N)}{\tan(\Phi/2N)} \right]}, \quad (\text{A10})$$

where $\{R_\phi, \Phi, N\} \equiv \{\text{bar radius, angle of pitch at turnover, winding number}\}$.

For grand design spirals, replace ‘bar radius’ by ‘bulge radius’. Note that (A8) can be used to relate the (Φ, N) formula (A10) to the original (B, N) formula (2) by solving numerically for Φ , given B . Typical N factors range from 2 to 16.

For $N \geq 2$, we note that relation (A10) is essentially independent of N with excellent fits to all the previous images and plots. This can be seen by using a small angle approximation for functions containing N . The pitch at this point is typically around 30° . Significant errors accumulate in the fits for $N < 2$.

That is to say, the following formula is a good approximation for $N \geq 2$ – nearly all cases:

$$r(\phi) = \frac{R_\phi}{1 - \Phi \tan(\Phi) \log \left(\frac{\phi}{\Phi} \right)}. \quad (\text{A11})$$

This paper has been typeset from a $\text{\TeX}/\text{\LaTeX}$ file prepared by the author.